

Modello PP MP_CE

Two frames with a geometric and essential shapes. Two different figures that can be installed on the ceiling or on the wall, individually or together to create compositions of two or more elements. Inside, the white satin-finish diffuser hides the LED, which provides diffused, glare-free light.

GLASS FINISH


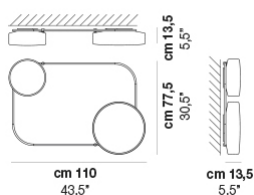


BCST
white matt

FRAME FINISH



OTV
painted brass



TIER PP MP BCST OTV L22 CE

LIGHT SOURCES

1x12W+19W 24V+39V LED 2700 K 12W+19W 4550 lm DIM2
Phase Cut
1x12W+19W 24V+39V LED 3000 K 12W+19W 4550 lm DIM3
0-10V, Push

TECH DATA



VOLUME: Mc 0,20

PACKAGE: N.3

NET WEIGHT: Kg 8,50

GROSS WEIGHT: Kg 12,00


CERTIFICATIONS

EU Cert




International Cert


OTHER VERSIONS AVAILABLE




TIER PP M



TIER PP P



TIER PP 2M



TIER PP 2P